


Pipe Cleaner Art




Items needed (quantity per creation)


- Card
- Pencil
- Pipe cleaners
- Scissors



1



2



3



4

Instructions

- 1- Start by taking your card and drawing a picture. Don't press too hard this is only as a guide and can be erased later.
- 2- Take your first pipe cleaner and bend it to follow the line. Remember this is art and it does not have to be perfect, it could even stick up off the card.
- 3- Continue until you have all your pipe cleaners bent and laid out as you want them. This is your chance to amend your design and get it right before glueing. Once you're happy glue in place.
- 4- Don't forget famous artists sign their work so add your initials with pipe cleaners.